

Warning :

- Be sure to check all packing material carefully for small parts, which may have come loose inside the carton during shipment.
- To prevent possible scratches and damage, this furniture **MUST BE ASSEMBLED BY TWO PEOPLE** on a soft surface such as a blanket or carpet.

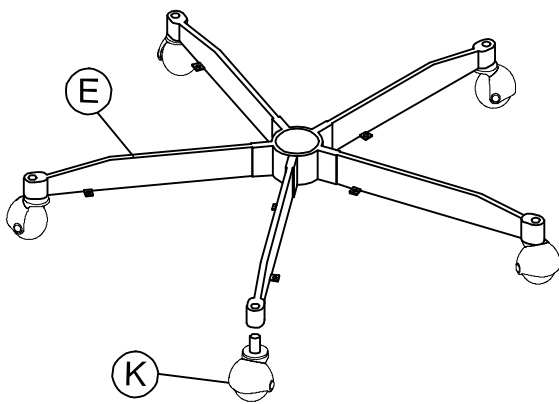


#38438
Uph Desk Chair

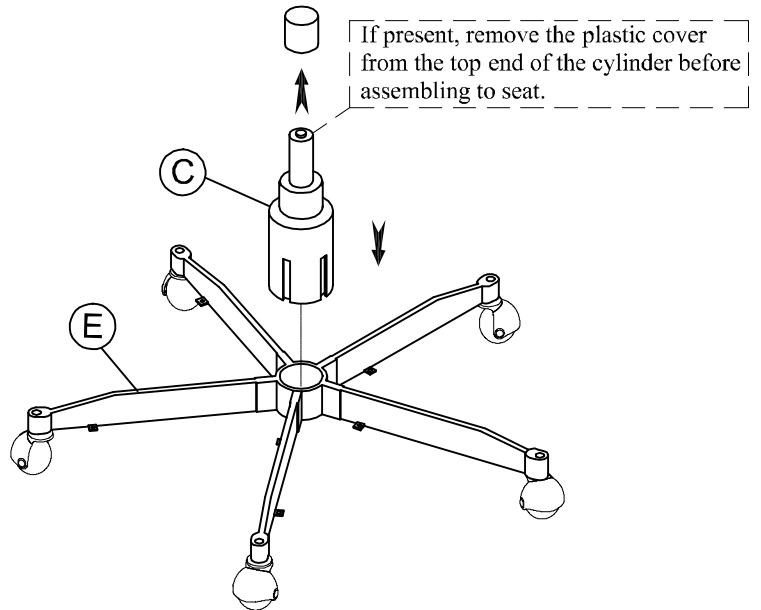
Components and Hardware List

<p>Chair Seat & Back</p> <p>1 pc.</p>	<p>Seat Control</p> <p>1 pc.</p>	<p>Pneumatic Cylinder & Cover</p> <p>1 pc.</p>	<p>Wood Base Cap</p> <p>5 pcs.</p>	<p>Metal Base Frame</p> <p>1 pc.</p>		
<p>Allen Head Bolt 5/16" x 18 x 7/8"</p> <p>4 pcs.</p>	<p>Spring Washer 5/16"</p> <p>4 pcs.</p>	<p>Flat Washer 5/16" x 3/4"</p> <p>4 pcs.</p>	<p>4 mm Allen Key</p> <p>1 pc.</p>	<p>Round Head Screw Ø3.5 x 5/8"</p> <p>10 pcs.</p>	<p>Caster</p> <p>5 pcs.</p>	<p>Tool Required (Not provided) Phillips Screwdriver</p>

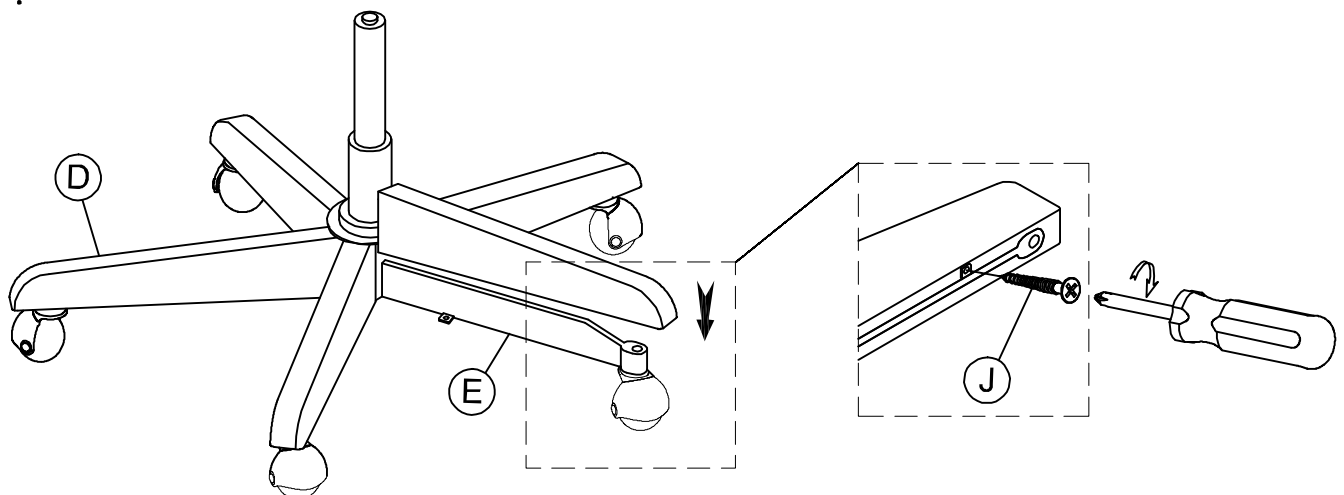
Step 1 :



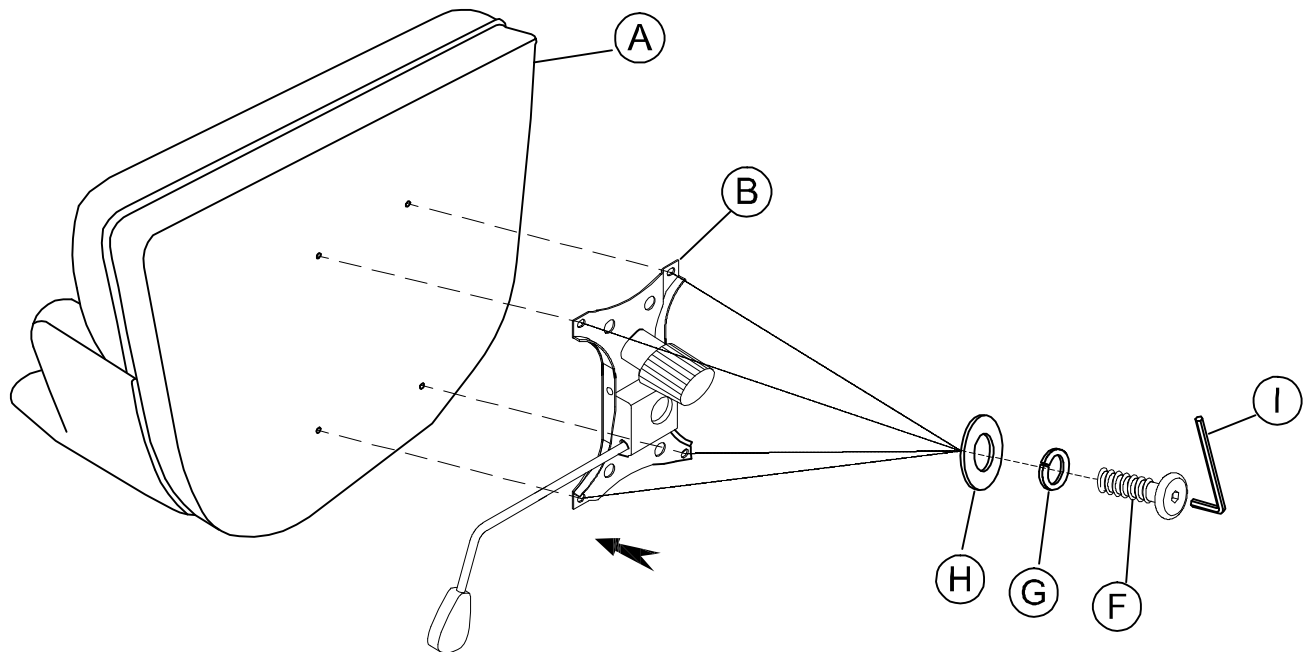
Step 2 :



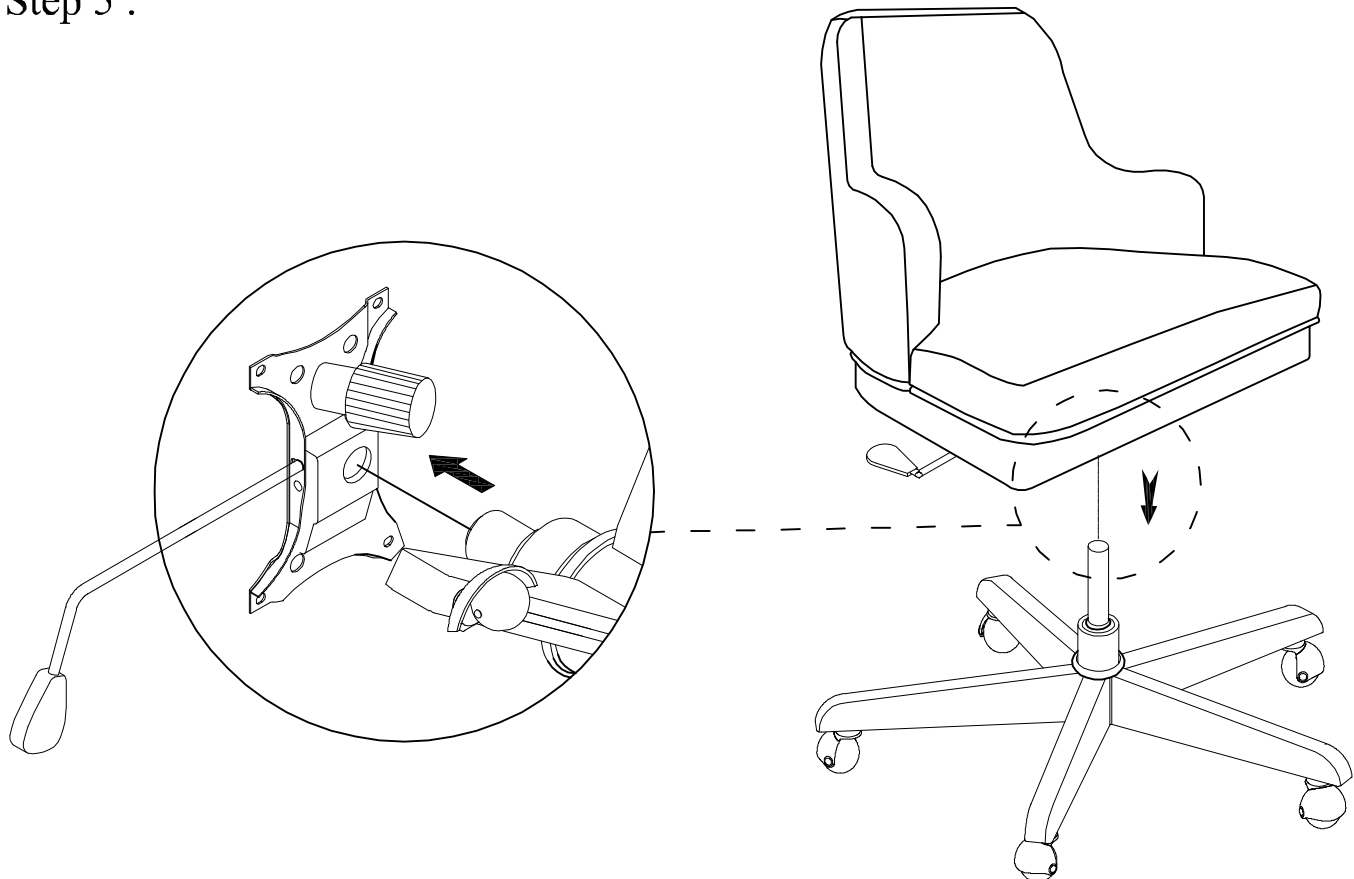
Step 3 :



Step 4 :



Step 5 :



Note: To prevent possible damage to some types of flooring, never roll casters on unprotected hardwood or vinyl flooring. The lift mechanism is in a locked position for shipping. To unlock, pull straight out on the handle, and then the lift cylinder can be activated by lifting the handle.